

Essex Kitchen (KE)

General Specifications:

- Material: Solid maple frame and door stiles, plywood cabinet box
- Stain: White paint
- Interior: Natural Maple finish
- Drawer head design: 5 piece with recessed panel
- Door design: Full overlay
- Door panel: Recessed, $\frac{3}{16}$ " MDF square on both wall and base cabinets
- Door reversibility: Doors on all single door cabinets can be reversed

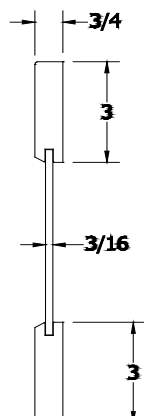
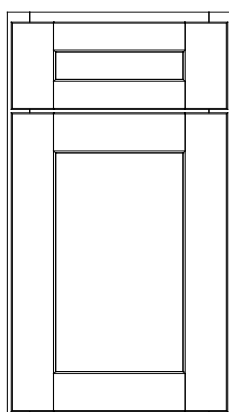
Cabinet Specifications:

- Face frame: $\frac{3}{4}$ " x $1\frac{1}{2}$ " Mortise & Tenon
- Side panels: $\frac{1}{2}$ " plywood with wood veneer on both sides
- Back panel: $\frac{1}{2}$ " plywood with wood veneer on the inside
- Wall tops and bottoms: $\frac{1}{2}$ " plywood with wood veneer on both sides
- Toe kick: $\frac{1}{2}$ " x $4\frac{1}{2}$ " Unfinished plywood, recessed
- Hinge: Soft closing concealed cup hinge with a 105 degree opening and 3-dimensional adjustment (side, depth and height adjustment)
- Shelves: $\frac{3}{4}$ " thick plywood with wood veneer, edge banded front
- Shelf support: 8 mm bore steel shelf support
- Door Bumpers: Clear Quietex bumpers
- Base cabinet height: $34\frac{1}{2}$ "
- Base cabinet depth: 24"
- Wall cabinet depth: 12"

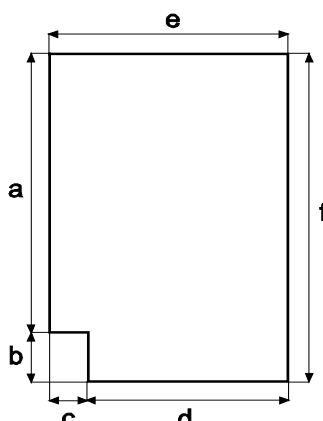
Drawer Construction:

- Drawer design: Dovetail drawer
- Drawer sides: $\frac{3}{4}$ " solid wood
- Drawer bottom: $\frac{3}{8}$ " plywood with wood veneer
- Drawer glides: Steel undermount, full extension, soft-closing glides with clips

Door Design:



Base Side Panel Dimensions:



a	30"
b	$4\frac{1}{2}$ "
c	$2\frac{1}{2}$ "
d	21"
e	$23\frac{9}{16}$ "
f	$34\frac{1}{2}$ "